




CORE Subjects	Lesson and Resources	Notes / Extension Task
ENGLISH	<p>Lesson 1  <a href="#">L14 - Lucy's Decline - CH12 &amp; CH13 NEW.pptx</a></p> <p>Lesson 2  <a href="#">L15 - 30 word challenge.pdf</a>  <a href="#">L15 - Resource 1 - The New Woman.docx</a>  <a href="#">L15 - The New Woman - NEW.pptx</a></p> <p>Lesson 3  <a href="#">L16 - Victorian Fears NEW.pptx</a>  <a href="#">L16 - Resource 2 - Extracts.docx</a></p> <p>Lesson 4  <a href="#">L17 - Discussing Narrative Structure.pptx</a>  <a href="#">L17 - Tension graph.docx</a></p> <p>Lesson 5  <a href="#">L18 - Good vs Evil.pptx</a>  <a href="#">L18 - Good Versus Evil.docx</a>  <a href="#">L18 - Extract and Questions.docx</a></p> <p>Lesson 6  <a href="#">L19 - How Dracula Symbolises Evil.pptx</a></p> <p>Lesson 7  <a href="#">L20 - Plan and Essay .pptx</a>  <a href="#">L20 - Essay Planning Table (Student Version).docx</a></p>	<p>Booklet of resources:  <a href="#">00. Dracula - Key Moments booklet.docx</a></p> <p>Sparx Reader homework also to be completed as per Arbor</p>

CORE Subjects	Lesson and Resources	Notes / Extension Task
MATHS	<p><u>Lesson 1</u> Collecting Like Terms <b>Sparx: M795, M531</b> Follow the links and answer the questions. Click the tick at the bottom to check your answers. <a href="#">Collecting Like Terms Practice</a></p>	<p><u>Notes:</u> Where relevant, find the Sparx Task by clicking on Independent Learning:</p>  <p>And then search for the relevant task in the Search bar:</p>  <p>Use the videos for support as you answer the questions.</p> <p><u>Extension Tasks:</u> Complete all Compulsory, Target and XP Boost tasks at 100%</p>
	<p><u>Lesson 2</u> Expanding Brackets <b>Sparx: M237</b> Follow this link and answer question 1, 2 and 3 Click the tick at the bottom to check your answers. <a href="#">Expanding Brackets</a></p>	
	<p><u>Lesson 3</u> Factorising <b>Sparx: M100</b> Follow this link and answer the questions. Click the tick at the bottom to check your answers. <a href="#">Factorising</a></p>	

CORE Subjects	Lesson and Resources	Notes / Extension Task
MATHS	<p><u>Lesson 4</u> Solve Linear equations two steps <b>Sparx: M509</b> Follow the links and answer the questions 2 and 3. Click the tick at the bottom to check your answers. <a href="#">Solving Equations</a></p>	<p><u>Notes:</u> Where relevant, find the Sparx Task by clicking on Independent Learning:</p> <div> <div>Independent Learning</div> </div> <p>And then search for the relevant task in the Search bar:</p> <div> <div>           Search for topics:  <input type="text"/> </div> <div>           Your curriculum:  <input type="text" value="Key Stage 3"/> </div> </div> <p>Use the videos for support as you answer the questions.</p> <p><u>Extension Tasks:</u> Complete all Compulsory, Target and XP Boost tasks at 100%</p>
	<p><u>Lesson 5</u> Solve Linear equations both sides <b>Sparx: 554</b> Follow the links and answer the questions 1. Click the tick at the bottom to check your answers. <a href="#">Solve equations unknowns both sides</a></p>	
	<p><u>Lesson 6</u> Coordinates <b>Sparx: M618</b> Follow the links and answer all the questions. Click the tick at the bottom to check your answers. <a href="#">Coordinates</a></p>	
	<p><u>Lesson 1</u> Coordinates with shapes Follow the links and answer the questions. Click the tick at the bottom to check your answers. <a href="#">Coordinates</a></p>	

CORE Subjects	Lesson and Resources	Notes / Extension Task
SCIENCE	<p>Lesson 1: KS3&gt; Year 7&gt; Forces and Motion&gt; Pressure <a href="#">Curriculum - Curriculum</a></p> <p>Lesson 2: Investigating speed <a href="#">Curriculum - Curriculum</a></p> <p>Lesson 3: Factors that affect speed <a href="#">Curriculum - Curriculum</a></p> <p>Lesson 4: Calculating Speed using an equation <a href="#">Curriculum - Curriculum</a></p> <p>Lesson 5: Distance -time graphs <a href="#">Curriculum - Curriculum</a></p>	<p><a href="#">Sparx - How to Use</a></p> <p><b>Notes:</b> Where relevant, find the Sparx Task by clicking on Independent Learning:</p> <p></p> <p>And then search for the relevant task in the Search bar:</p> <div data-bbox="1292 590 1852 654"> <div>Search for topics:</div> <div>Your curriculum:</div> <div>Enter topic name or code</div> <div>Key Stage 3</div> </div>

Foundation Subject	Lesson and Resources	Notes / Extension Task
ART		
DRAMA	<p>Reread the myth of Demeter and Persephone (you'll find it on Google). Complete the following;</p> <ul style="list-style-type: none"> <li>• who are the main characters (describe them)</li> <li>• what is the story. Write a brief description of the plot.</li> </ul>	
FRENCH	<p>Here are the topics that we are studying this term:</p> <p><b>Holidays</b>            Activities in the past            Describing a holiday in the past            Your usual holidays            Where would you like to go?</p> <p>Revise these topics here on BBC Bitesize:</p> <p><a href="#">Past tense</a>  <a href="#">Holidays, Travel and tourism</a></p> <p>Practise the vocabulary from the French page in your Knowledge Organiser.</p>	<p><b>Notes:</b></p> <ol style="list-style-type: none"> <li>1. Watch the video on Bitesize and complete the activities.</li> <li>2. Make a note of any new words in French and English</li> <li>3. Then go to ActiveLearn and complete the activities that your teacher has set you on Arbor.</li> <li>4. Write a short paragraph (50 words) about the topic. Use opinions, past tense and future tense. Revise writing it out from memory – ask someone at home to test you if possible!</li> </ol> <p><b>Homework / Extension tasks:</b></p> <ol style="list-style-type: none"> <li>1. Active Learn. Go to <a href="https://www.pearsonactivelearn.com/app/Home">https://www.pearsonactivelearn.com/app/Home</a>            Your username is your Regis School email.            Your password is Tr5Reset22            Complete set tasks.</li> </ol>

Foundation Subject	Lesson and Resources	Notes / Extension Task
<b>GEOGRAPHY</b>	<p>Follow the links below to watch and complete the Oak National lessons. Ensure you are in a suitable environment to work where you can listen to the teacher recording of the lesson. You will pause and complete all activities and record your work on the worksheet uploaded or in a notebook or on paper.</p> <p>Only complete the amount of lessons you would have missed had you have been in school.</p> <p>Website: <a href="https://continuityoak.org.uk/Lessons">https://continuityoak.org.uk/Lessons</a></p> <p><b><u>Autumn Term 1 and spring term 1: Coasts</u></b>  Go to- Geography- Year 8- Unit 3- Coasts  <b><i>Week beginning 1/12</i></b>  L3- How do waves shape the land?  L4- How do headlands and bays form?  L5- What are the processes that lead to the formation of stacks?</p> <p><b><i>Week beginning 15/12</i></b>  L6- What is longshore drift?  L7- How do spits form?  L8- How do we prevent coastal erosion?</p>	<p>If you have finished all the tasks in the lesson and resources section and wish to continue some more geography work log on to Seneca using your school account.</p> <p>Search for KS3 Geography and work your way through the learning and quizzes for the topic you are currently learning.</p>
<b>HISTORY</b>		<p>Before you begin, you will need a pen, paper and headphones if working in a shared area.</p> <p>Click on the link below:  <a href="https://www.thenational.academy/pupils/programmes/history-secondary-year-8/units">https://www.thenational.academy/pupils/programmes/history-secondary-year-8/units</a></p>
<b>MUSIC</b>	<p>Taiko performance  <a href="https://thenational.academy/pupils/lessons/taiko-performance?share=true">https://thenational.academy/pupils/lessons/taiko-performance?share=true</a></p>	

Foundation Subject	Lesson and Resources	Notes / Extension Task
RELIGIOUS STUDIES		<p>Notes:</p> <ol style="list-style-type: none"> <li>1. Open the link and complete the lesson, pause the video as and when needed.</li> </ol> <p>Extension task: Create a ten question quiz about this topic.</p>
		<p>Notes:</p> <ol style="list-style-type: none"> <li>1. Open the link and complete the lesson, pause the video as and when needed.</li> </ol> <p>Extension task: Create a ten question quiz about this topic.</p>
SPANISH	<p>Here are the topics that we are studying this term:</p> <p><b>Holidays</b></p> <ul style="list-style-type: none"> <li>- Activities in the past</li> <li>- Describing a holiday in the past</li> <li>- Your usual holidays</li> <li>- Where would you like to go?</li> </ul> <p>Revise these topics here on BBC Bitesize:</p> <p><a href="#">Past tense</a></p> <p><a href="#">Holidays, Travel and tourism</a></p> <p>Practise the vocabulary from the Spanish page in your Knowledge Organiser.</p>	<p><b>Notes:</b></p> <ol style="list-style-type: none"> <li>1. Watch the video on Bitesize and complete the activities.</li> <li>2. Make a note of any new words in Spanish and English</li> <li>3. Then go to ActiveLearn and complete the work that your teacher has set you on Arbor.</li> <li>4. Write a short paragraph (50 words) about the topic. Use opinions, past tense and future tense. Revise writing it out from memory – ask someone at home to test you if possible!</li> </ol> <p><b>Homework / Extension tasks:</b></p> <ol style="list-style-type: none"> <li>1. Active Learn. Go to <a href="https://www.pearsonactivelearn.com/app/Home">https://www.pearsonactivelearn.com/app/Home</a> Your username is your Regis School email. Your password is Tr5Reset22 Complete set tasks.</li> </ol>